







## Topic Planning Spring 1

## Pets.



Week	Focus text	Expectations and key skills	Activity Ideas
1		<ul style="list-style-type: none"> <li>Can select and use resources independently.</li> <li>Can follow rules and routines within nursery.</li> <li>To talk about how a character in a story is feeling.</li> <li>Can talk about the feelings happy, sad, angry and worried.</li> <li>Can play with one or more other children, extending and elaborating play ideas.</li> </ul>	<ul style="list-style-type: none"> <li>Identify a range of pets. Look at power points and photographs of real pets. Name all of the animals.</li> <li>Find out about pets that the children have at home. Ask for photographs and information from parents to discuss pets the children have.</li> <li>Make a pets scrap book about pets at home.</li> <li>Design and make an imaginary pet using paint and collage.</li> <li>Match pets to their homes, beds and food.</li> </ul>
2		<ul style="list-style-type: none"> <li>Is becoming more comfortable to work with unfamiliar people within the setting.</li> <li>Is able to talk about different occupations.</li> <li>Can talk about important events in their lives.</li> <li>Understands the need to care for living creatures.</li> </ul>	<ul style="list-style-type: none"> <li>Vets role play area with bandages, equipment, and animal treatment forms. Selection of toy animals for the children to take care of.</li> <li>Watch videos about working as a vet.</li> <li>Find out which is the most popular pet, and what pet the children would choose if they could have any pet.</li> <li>Design and make an imaginary pet using paint and collage.</li> </ul>
3		<ul style="list-style-type: none"> <li>Continues to develop positive attitudes about the differences between people.</li> <li>Understands the need to care for living things.</li> <li>Is able to develop own ideas of what to make.</li> <li>Can draw closed shapes with a continuous line, and use these shapes to represent objects.</li> </ul>	<ul style="list-style-type: none"> <li>Visit from a dog. Take him for walks in the nursery garden. Look at the things we use to take care of a dog. Feed and brush the dog.</li> <li>Fact files and posters about taking care of a dog.</li> <li>Make dog puppets and dog paintings.</li> <li>Make dog models out of dough or clay.</li> </ul>
4		<ul style="list-style-type: none"> <li>Act out simple scenarios with small world toys.</li> <li>Is able to play instruments with increasing control.</li> <li>Builds simple small worlds such as a city or park with construction kits or blocks.</li> <li>Is developing a comfortable grip when holding a pen or pencil.</li> </ul>	<ul style="list-style-type: none"> <li>Pets exploration in tuff spot.</li> <li>Make a variety of pets homes using natural materials outside.</li> <li>Science investigation—Make a suitable bed for a pet. Discuss which materials would be best to use.</li> <li>Dance and sing to love your pets song. Add actions to represent all of the animals.</li> </ul>
5		<ul style="list-style-type: none"> <li>Can remember simple actions or sequences to join in with musical activities.</li> <li>Can put on own coat, only needing help with zips.</li> <li>Can make marks with chalk or water using large muscle movements.</li> </ul>	<ul style="list-style-type: none"> <li>Design and make an imaginary pet using paint and collage.</li> <li>Look after guinea pigs for two weeks in nursery. Find out about how to take care of them. Feed them, brush them.</li> <li>Observational drawings of the guinea pigs.</li> </ul>
6		<ul style="list-style-type: none"> <li>Can hop and skip while playing a game.</li> <li>Can ride a tricycle or scooter.</li> </ul>	<ul style="list-style-type: none"> <li>Pet shop role play. Use till, money and price tags.</li> <li>Make a variety of pet masks.</li> <li>Make pet biscuits to look like a dog or a cat.</li> </ul>